

# Year 3

## Maths Home Learning Pack



**Manor Court Community Primary School**

Dear Parents,

Please find attached the Year 3 Home Learning Packs for the next two weeks. The activities are designed to be completed by your child as independently as possible, but support may be useful in some areas. If there is any area your child finds particularly difficult, please email the address below.

Answers are included in the separate answer pack.

Please do not hesitate to contact the Year 3 team on the following email if you have any problems: [Y3@manorcourt.ppat.365.org](mailto:Y3@manorcourt.ppat.365.org)

With best wishes!

The Year 3 Team

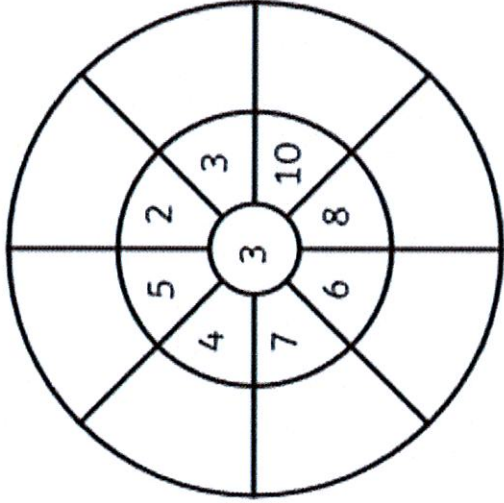
# Column Addition Practice

|       |   |    |     |     |   |     |   |     |   |
|-------|---|----|-----|-----|---|-----|---|-----|---|
| 5     | 6 | 7  | 2   | 5   | 9 | 3   | 2 | 7   | 0 |
| +     | 2 | 3  | + 1 | + 4 | 5 | + 3 | 2 | + 2 | 4 |
| <hr/> |   |    |     |     |   |     |   |     |   |
| f.    |   | g. |     | h.  |   | i.  |   | j.  |   |
| 5     | 4 | 7  | 9   | 4   | 4 | 2   | 3 | 5   | 8 |
| +     | 3 | 2  | + 2 | + 2 | 6 | + 5 | 9 | + 3 | 7 |
| <hr/> |   |    |     |     |   |     |   |     |   |
| k.    |   | l. |     | m.  |   | n.  |   | o.  |   |
| 7     | 8 | 4  | 8   | 5   | 3 | 4   | 2 | 4   | 7 |
| +     | 1 | 5  | + 2 | + 1 | 8 | + 1 | 9 | + 2 | 7 |
| <hr/> |   |    |     |     |   |     |   |     |   |
| p.    |   | q. |     | r.  |   | s.  |   | t.  |   |
| 7     | 8 | 3  | 8   | 1   | 6 | 5   | 2 | 2   | 9 |
| +     | 1 | 2  | + 3 | + 4 | 8 | + 3 | 7 | + 4 | 4 |
| <hr/> |   |    |     |     |   |     |   |     |   |
| u.    |   | v. |     | w.  |   | x.  |   | y.  |   |
| 6     | 0 | 2  | 8   | 3   | 7 | 6   | 4 | 2   | 8 |
| +     | 3 | 7  | + 4 | + 4 | 5 | + 1 | 7 | + 2 | 3 |

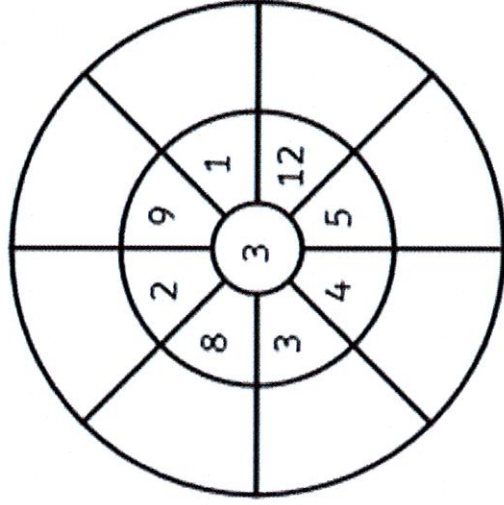


# 3 Times Table Multiplication Wheels

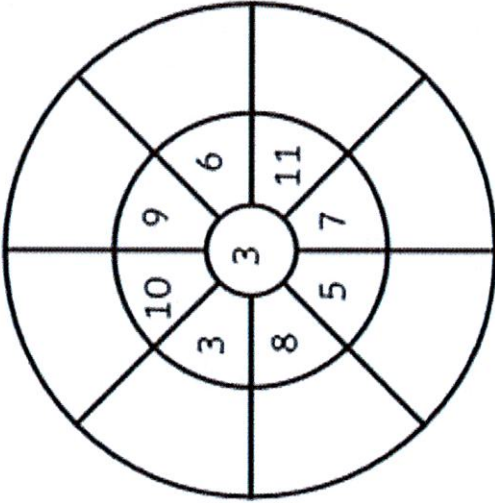
1.



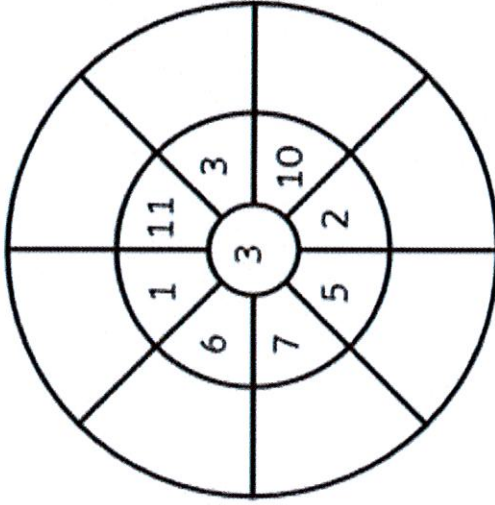
4.



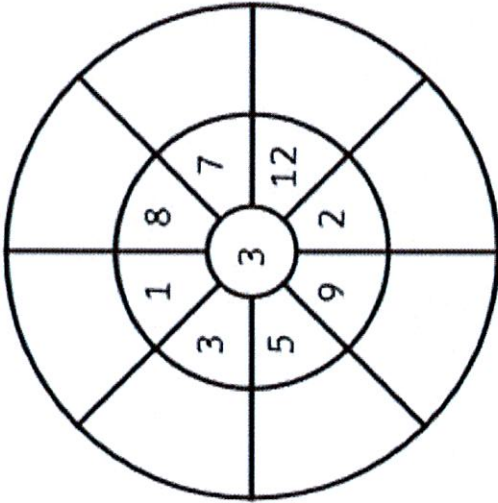
2.



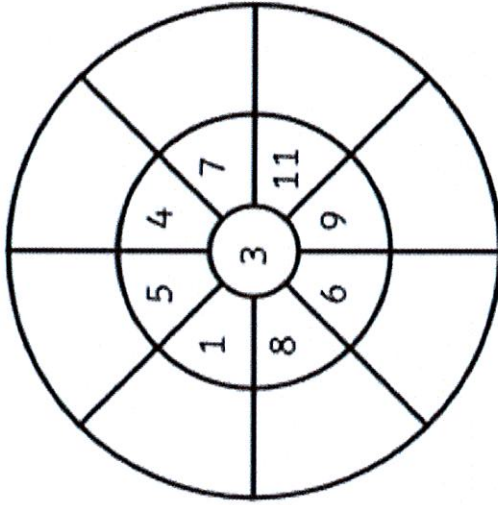
5.







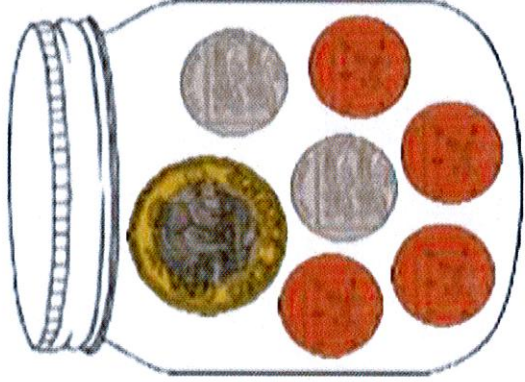

3.



6.



**How much money is in my jar?**



# 4x Table Search

1. Write out your 4x table below.

|                  |
|------------------|
| $0 \times 4 = 0$ |
| $1 \times 4 =$   |
|                  |
|                  |
| $4 \times 4 =$   |
|                  |
|                  |
|                  |
|                  |
| $9 \times 4 =$   |
|                  |
|                  |
| $12 \times 4 =$  |

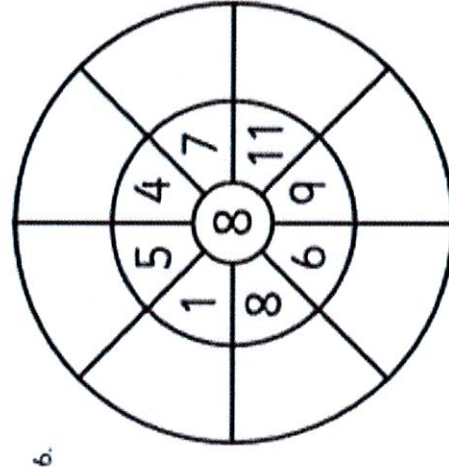
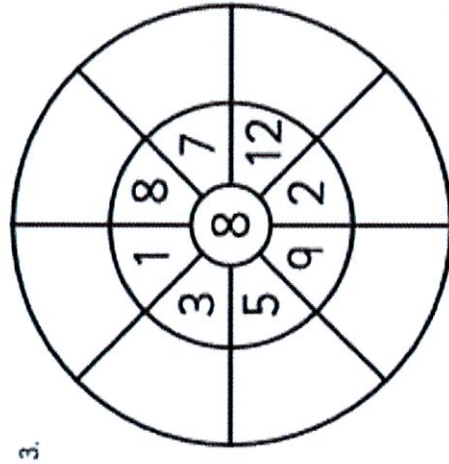
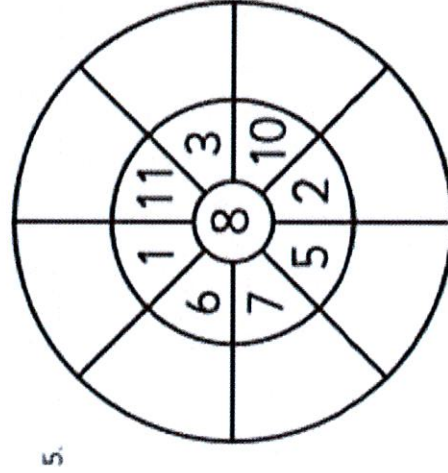
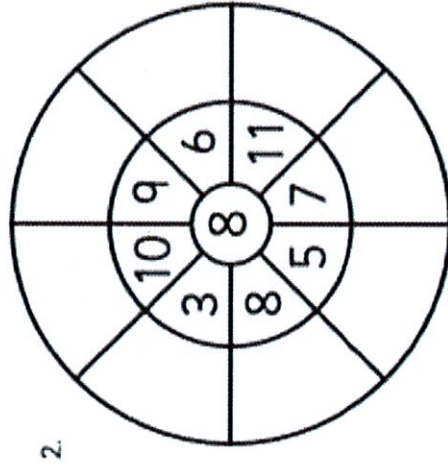
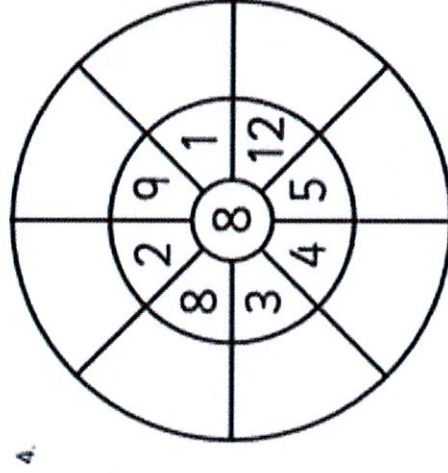
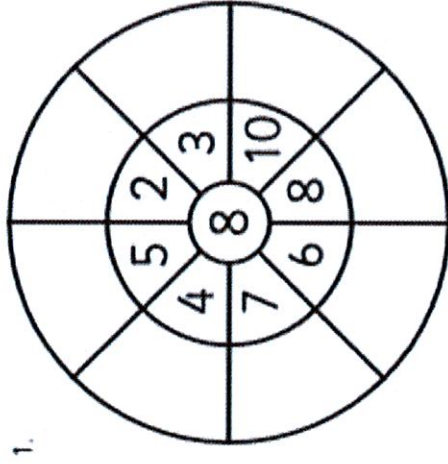
# 4x Table Search

2. Find the sets of 3 numbers from your 4x table number sentences. Colour them in. They may be horizontal, vertical or diagonal. Write the ones you find underneath. One is done for you as an example.

|    |    |    |    |    |    |    |    |    |    |
|----|----|----|----|----|----|----|----|----|----|
| 5  | 9  | 8  | 3  | 4  | 12 | 17 | 23 | 28 | 6  |
| 25 | 6  | 4  | 44 | 19 | 4  | 1  | 7  | 13 | 4  |
| 10 | 12 | 9  | 36 | 16 | 16 | 4  | 12 | 4  | 11 |
| 4  | 2  | 13 | 18 | 4  | 8  | 4  | 6  | 22 | 28 |
| 40 | 4  | 22 | 4  | 33 | 6  | 5  | 18 | 14 | 2  |
| 19 | 8  | 32 | 15 | 14 | 11 | 4  | 44 | 44 | 48 |
| 2  | 28 | 4  | 10 | 13 | 8  | 6  | 24 | 34 | 4  |
| 15 | 16 | 8  | 49 | 5  | 4  | 20 | 10 | 7  | 12 |

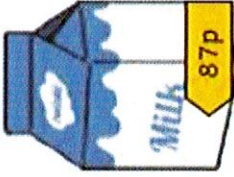














- a.  $4 \times 4 = 16$  \_\_\_\_\_  
b. \_\_\_\_\_  
c. \_\_\_\_\_  
d. \_\_\_\_\_  
e. \_\_\_\_\_  
f. \_\_\_\_\_  
g. \_\_\_\_\_  
h. \_\_\_\_\_  
i. \_\_\_\_\_  
j. \_\_\_\_\_
- k. \_\_\_\_\_  
l. \_\_\_\_\_

# 8 Times Table Multiplication Wheels



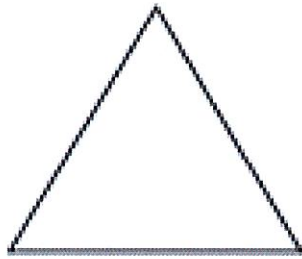
# Check Your Change

Check the change the shopkeeper has given you. Is it the correct amount or have they made a mistake?

| You buy   | You pay   | Your change   | Correct or Incorrect (✓/x) | Correct amount required |
|---|---|---|----------------------------|-------------------------|
|    |    |    |                            |                         |
|   |    |    |                            |                         |
|  |  |  |                            |                         |
|  |   |  |                            |                         |
|  |  |  |                            |                         |

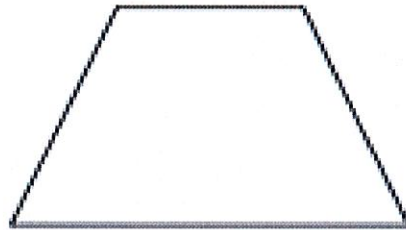


## Name the 2D Shape




Number of sides \_\_\_\_\_

Name \_\_\_\_\_




Number of sides \_\_\_\_\_

Name \_\_\_\_\_



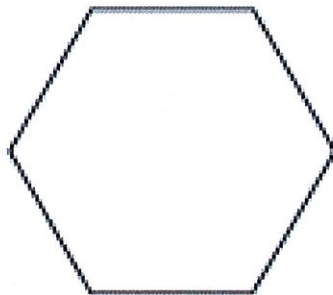
Number of sides \_\_\_\_\_

Name \_\_\_\_\_



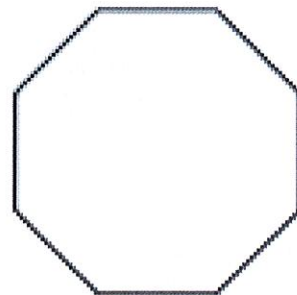
Number of sides \_\_\_\_\_

Name \_\_\_\_\_



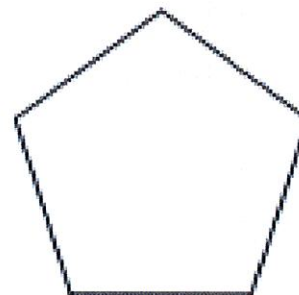
Number of sides \_\_\_\_\_

Name \_\_\_\_\_



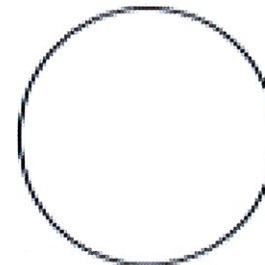
Number of sides \_\_\_\_\_

Name \_\_\_\_\_



Number of sides \_\_\_\_\_

Name \_\_\_\_\_



Number of sides \_\_\_\_\_

Name \_\_\_\_\_